


2015 Suzuki Swift 1.2XG New Shape Low K's




Purchase Price **\$10,980**

Includes GST
Excludes on-road costs of \$695


Indicative repayments

\$77.33 per week*

Based on a 48 month term & no deposit.
Total repayments (208) = \$16,085.42



Gain peace of mind with
Mechanical Breakdown Insurance. Ask us how.



Top features

- » ABS
- » Auto air-condition
- » Bluetooth
- » Central Locking
- » Fog Lights
- » Push button start
- » Rear Wiper
- » Reversing Camera
- » Smart key system with...
- » Traction control

Body Style
4 door, Hatchback

Odometer
40,700 km

Engine
1242 cc, Internal Combustion

Fuel Type
Petrol

Transmission
Automatic, 2WD

Wheels
15"

VIN
7AT0GK0CX25362386

Interior
Black

Safety



Based on 2025 UCSR rating
for 11-17 models

Reg No.
-

Ext Colour
Red

History
Ex-Overseas

Seats
5 seats

CO2 Emissions
★★★★☆
134 grams/km

Energy Economy
★★★★☆☆

Annual fuel cost of \$2,270
5.8L per 100km

Cost per year is an estimate based
on petrol price of \$2.80 per litre and
an average distance of 14000 km.
Emissions and Energy Economy
figures standardised to 3P WLTP.

Stock ID: 31773



AJ Motors Christchurch | Phone 0800 566 789 | Email christchurch@ajmotors.co.nz
207 Main South Road, Hornby, Christchurch 8042, New Zealand
www.ajmotors.co.nz

* AJ Motors Christchurch is not a lender nor a financial adviser. Any amounts displayed should not be seen as an offer of finance or taken as financial advice. The interest rate, fees and loan term used in this calculation may not actually represent those available from lenders. Actual interest rates, fees and loan terms will vary per lender and are typically based on an assessment of your credit risk and responsible lending criteria. Any repayment amounts displayed are indicative only and have been calculated using several other indicative inputs. The interest rate used in this calculation is an arbitrary 13.95%, however exact interest rates vary per lender. The term of the loan used in this calculation is 48 months. Exact terms available vary per lender although options typically include 6, 12, 18, 24, 36, 48 and 60 months. This calculation also includes two typical mandatory fees charged by lenders. These are an account admin fee of \$2.50 per month (other payment frequencies may be available) and a one-off establishment fee of \$508.00. Typically, this fee can be paid upfront or, as in this calculation, be capitalised over the contract term, ie. included in the loan amount. These fees can vary per lender and other non-mandatory fees and charges may also apply. The total amount of repayments has been calculated by multiplying 208 weekly repayments (based on a 48 month term) by the weekly repayment amount of \$77.33 which equals \$16,085.42. This calculator does not consider any of your own personal circumstances and we strongly suggest you seek budgeting advice prior to committing to any loan contract. Responsible lending criteria and lender terms and conditions will likely apply to any finalised loan contract. Proof of security and/or vehicle insurance may also be required before proceeding.